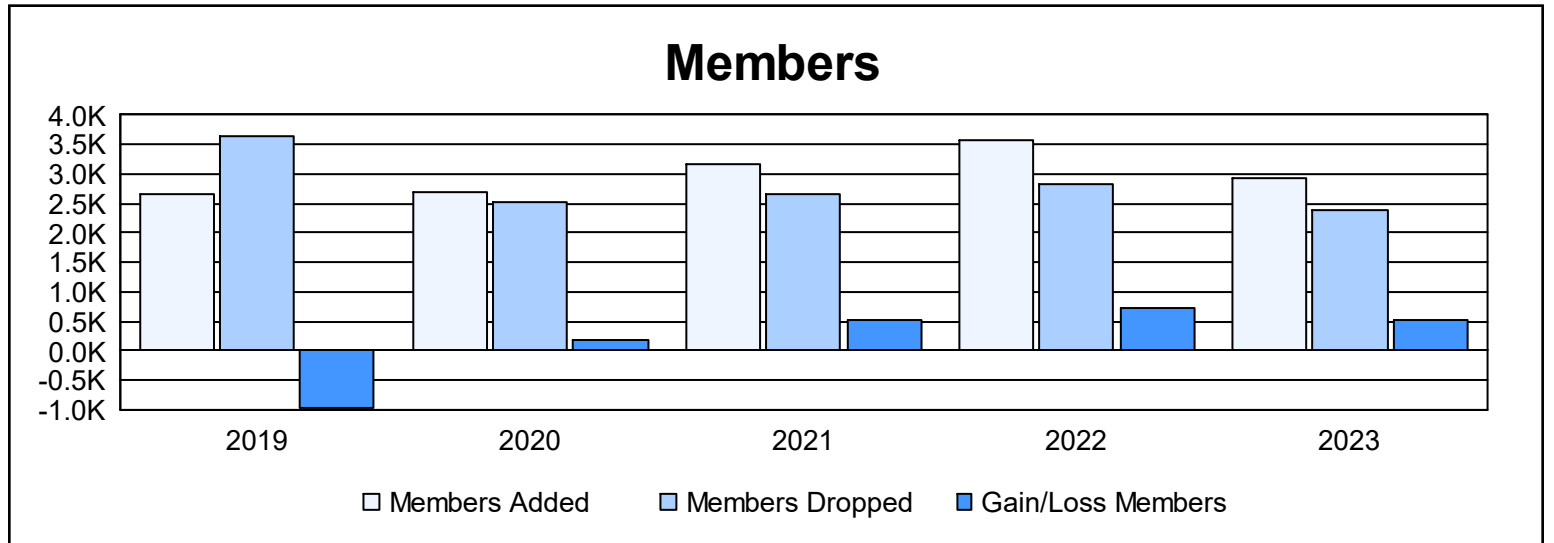
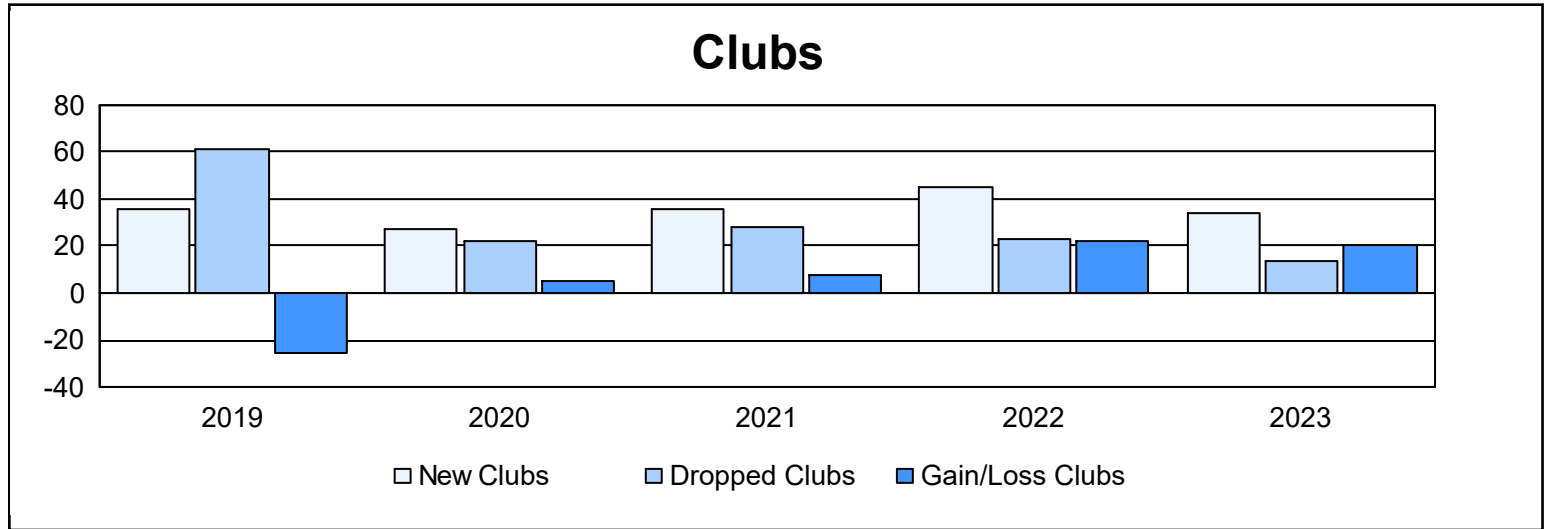
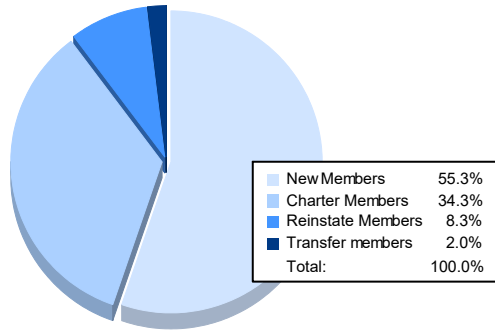


Year	New Clubs	Dropped Clubs	Gain/ Loss Clubs	New Members	Charter Members	Reinstate Members	Transfer Members	Total Member Added	Total Members Dropped	Gain/ Loss Members
2018-2019	36	61	-25	1,525	1,015	78	39	2,657	3,626	-969
2019-2020	27	22	5	1,683	820	96	85	2,684	2,512	172
2020-2021	36	28	8	1,955	1,037	131	60	3,183	2,659	524
2021-2022	45	23	22	2,163	1,277	72	53	3,565	2,841	724
2022-2023	34	14	20	1,612	1,001	243	59	2,915	2,393	522
Average	36	30	6	1,788	1,030	124	59	3,001	2,806	195



Membership Composition June 2023 Cumulative



Gender Composition June 2023 Cumulative

